



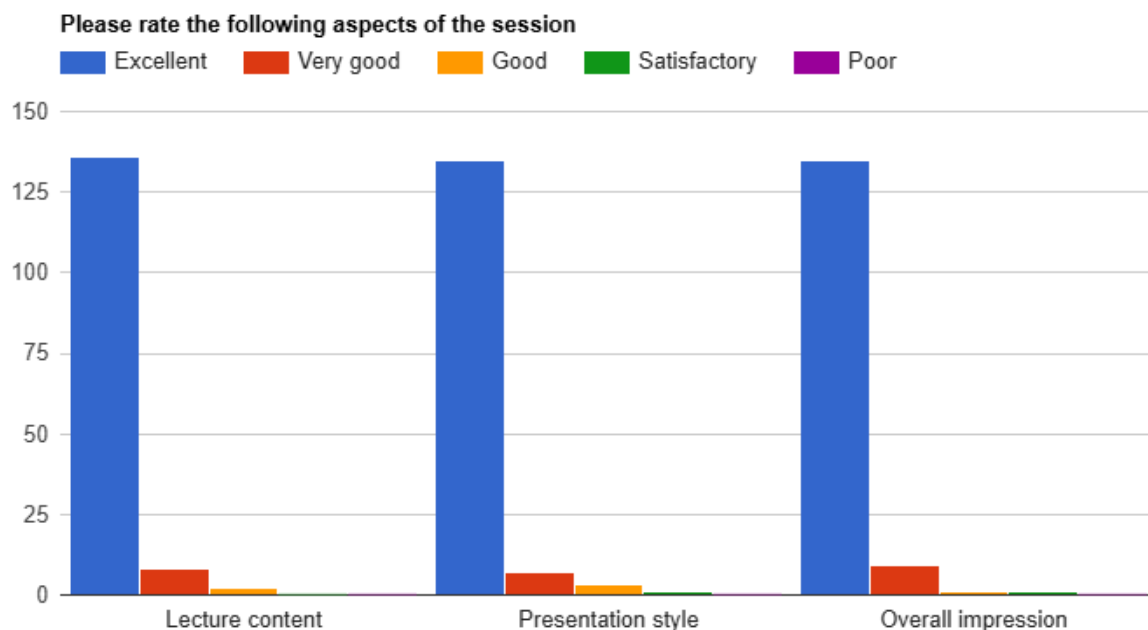
Summary Feedback

ST1 – ST4 Teaching Programme 2025

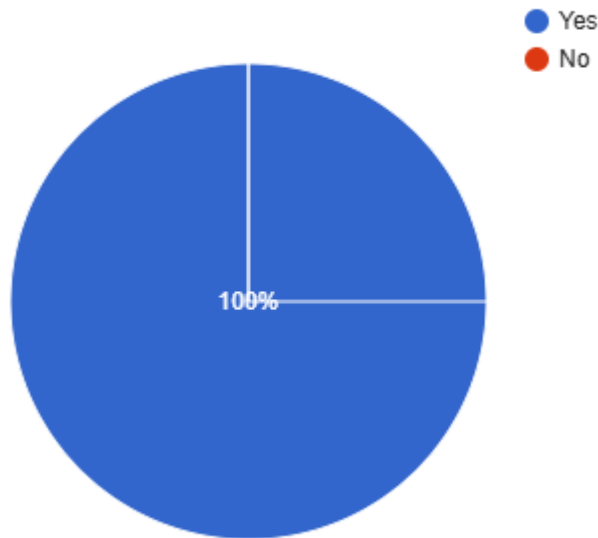
FRCR 2B Practice Viva (Session 106) - DKT Masterclass Main Focus Emergency Radiology Cases (12th June 2025) Delivered By: (Samuel Reefath)

Summary Points:

- ST1-ST4 teaching programme 2025 – FRCR 2B Practice Viva Session 106: 2 hours teaching time
- Total Attendees: 339 from 33 Countries (Austria, Bahrain, Bangladesh, Canada, Dominica, Egypt, Ethiopia, Ghana, India, Indonesia, Iran, Iraq, Jordan, Kenya, Kuwait, Libya, Malaysia, Nigeria, Norway, Oman, Pakistan, Qatar, Saudi Arabia, South Africa, Sri Lanka, Sudan, Swaziland, Thailand, Türkiye, UAE, UK, Yemen, Zimbabwe).
- Total feedback received from 146 participants



Did you find it useful
146 responses



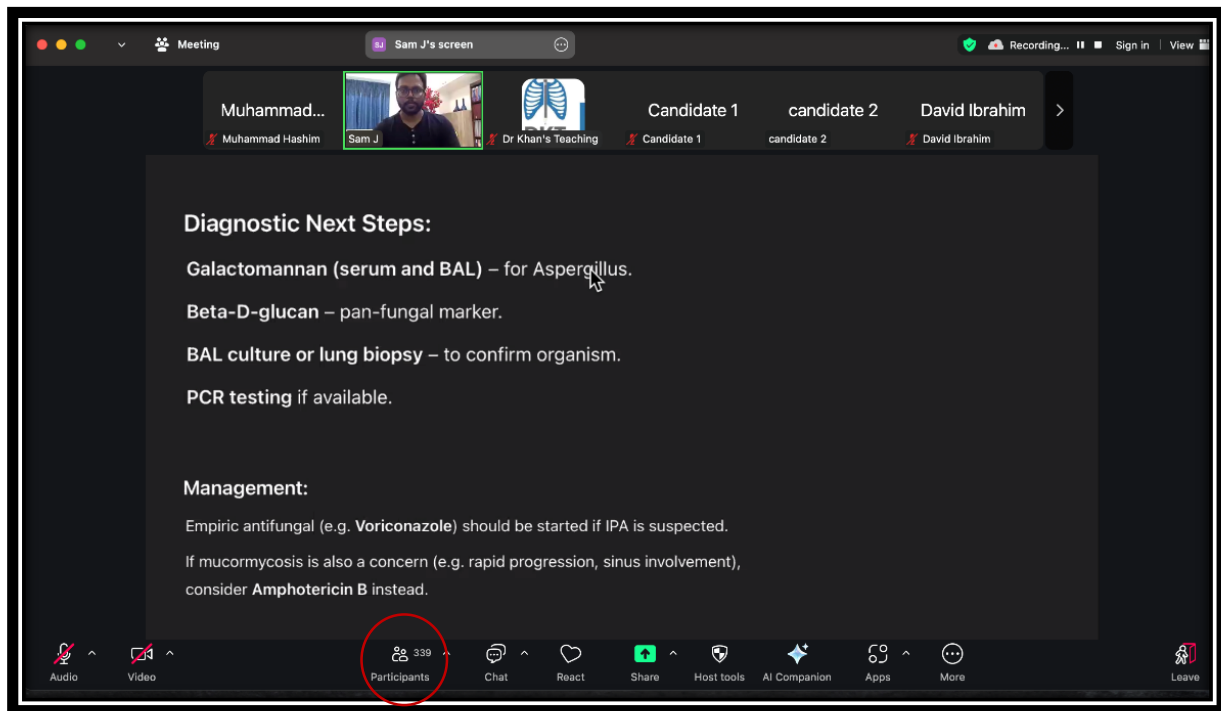
Testimonials

- Very impressive! Dr. Samuel conducted the session very well with a smooth flow without compromising a balance between viva part and teaching sessions. Everything was organized and well knitted together. Hats off to the whole team and captain of the ship – Dr. Sami Khan (UAE).
- As always, got to learn a lot from DKT platform. Thank you very much Dr. Khan and Dr. Sam for a brilliant teaching session, showing us important cases and teaching well (Pakistan).
- Very interesting, useful cases. Also the explanation is really helpful for the daily practice as well as for the exam (Austria).
- Even though the cases were common disease, Sam excellently presented the main points that should not be missed in the exam which were very useful (Thailand).
- Great explanation. Good teaching points. Further management part was very helpful (Saudi Arabia).
- Diverse variety of cases, well explained with emphasis on management & treatment (India).
- Well chosen cases, well paced, appropriate feedback and teaching points (UK).
- Good Cases. Good Teacher. Good Discussion. Good and clear voice. Good Learning Day! (Pakistan).
- Next steps and management are well explained in this session (Saudi Arabia).
- The teaching slides and the feedback to viva candidates was the best (South Africa).
- A very nice teaching session by Dr. Sam. Important cases with excellent teaching and exam tips (Pakistan).
- It was fantastic, very informative. Thanks a lot! (Palestine).
- The detailed descriptions were very useful (India).
- Emergency abdomen and chest cases were well taught (Kenya).

- Excellent approach to cases (Sri Lanka).
- Invasive aspergillosis was well taught (Sudan).
- Very educative (Nigeria).
- Thank you very much (Sudan).
- The friendly way of teaching, correcting and telling/addressing the important exam points was the best part (Pakistan).
- I liked it, thank you! (Austria).
- Very nice cases, explained further management very well (Saudi Arabia).
- Excellent cases with good explanations (Pakistan).
- Great, Thank you so much Dr. Khan and all the team (Egypt).
- I enjoyed and learnt the diagnostic approach keeping in mind further management (Pakistan).
- Very impactful session (Nigeria).
- Awesome radiology forum for learning (Pakistan).
- Very educative (UK).
- Very informative (Saudi Arabia).
- Brilliant (Pakistan).
- Amazing session (Pakistan).
- It was perfect (UAE).
- Very good lecture (Sudan).
- Please keep doing the great work (UK).
- Thank you to the presenter and the team (UK).
- Superb (UK).
- Excellent (Oman).
- Woowww (India).
- Great (UAE).
- Excellent session (Pakistan).
- Good session (Algeria).
- Thank you so much sir (Egypt).
- Amazing session (UK).
- Excellent. Thank you for giving up your time (UK).
- The best (Pakistan).
- It's great (Egypt).
- Nice cases (Jordan).
- Interesting, rare cases (Zimbabwe).
- All parts of the lecture were useful (Sudan).
- Good emergency cases (UK).
- Very interesting cases (Pakistan).
- Excellent variety of cases (Pakistan).
- I liked the variable emergency cases (UK).
- Great (Malaysia).
- The cases presented were amazing (Saudi Arabia).
- The summary after the cases was very useful (South Africa).
- Great cases and powerpoint with explanations (UK).
- Quality cases, excellent description (Pakistan).

- The presentation style was excellent (UK).
- I liked the teaching style (Pakistan).
- Excellent true ER cases (Saudi Arabia).
- Excellent collection of cases (India).
- Very good cases and teaching (UAE).
- Interesting cases (Jordan).
- All aspects were useful (Pakistan).
- It was perfect (UAE).
- All aspects of lecture were useful (UK).
- Great cases (Pakistan).
- I liked the teaching points (Pakistan).
- Explanation for every case was amazing (Pakistan).
- I liked the images and descriptions (Pakistan).
- Amazing summary slides with learning points (UK).
- Excellent cases and explanations (UK).
- All aspects are valuable (Pakistan).
- I liked the emergency cases (Pakistan).
- New learning points taught (UK).
- All of it was very useful & valuable (Egypt).
- Valuable tips for exam and practical life (Pakistan).
- The teaching and the presentation were excellent (UK).
- Great cases and discussion (Pakistan).
- Very nice descriptions and cases (Norway).
- Excellent pathological explanation of cases (UK).
- Excellent session (Saudi Arabia).
- High quality cases (Qatar).
- All aspects were great (Iran).
- Deep analysis of cases (UK).
- Good cases and teaching (UK).
- Great cases (Libya).
- Interesting cases (UK).
- Excellent content and delivery (UK).
- Brilliant session (Iraq).
- Good cases. Very detailed explanation (Pakistan).
- Very useful session (India).
- Cases & explanation were excellent (Kuwait).
- Exam mimicking session with a clear case by case feedback (Egypt).
- Teaching slides after every case were very helpful (Pakistan).
- Greatly valuable cases (Egypt).
- The teaching points plus the final description were excellent (Pakistan).
- The explanation was very useful (Nigeria).
- Very eye opening session (Nigeria).
- The explanation by the moderator was excellent (UK).
- I liked the emergency cases with some additional findings (Pakistan).

- Excellent teaching (UK).
- Exam tips and tricks were very useful (Sudan).
- Informative session (Pakistan).
- The discussion and the case selection were excellent (UK).
- All of the session was useful (Pakistan).





=====XX=====XX=====